



City of Port St. Lucie Building Department
 121 SW Port St. Lucie Blvd
 Port St. Lucie, FL 34984
 772-871-5132 • Web Site: <http://www.cityofpsl.com>
 To Schedule Inspections <http://pandapublicweb.cityofpsl.com>

Residential Fence Permit Application

Construction under this permit will be done in accordance with the FBC 6th Edition (2017)

PERMIT # _____ PIN # _____

PROPERTY ADDRESS				
LEGAL DESCR	SECTION	BLOCK	LOT	Parcel ID#
OWNER		MAIL ADDRESS		ZIP
				PHONE CELL
CONTRACTOR		MAIL ADDRESS		ZIP
				STATE LIC. # PSL COMP #
CONTRACTOR E-mail Address		PHONE	FAX #	CELL
ARCHITECT/ENGINEER	MAIL ADDRESS		PHONE	LIC # E-MAIL ADDRESS

MUST BE COMPLETELY FILLED OUT

I, _____, intending to be legally bound, hereby certify that the work authorized by the issuance of this permit will be installed in accordance with all applicable Port St. Lucie City Codes 158.216, 158.203 and 158.204.

(please initial) _____ I have received a copy of the Port St. Lucie City Code 158.216, 158.203 and 158.204.

Furthermore, I understand that all violations of the City of Port St. Lucie Codes of Ordinances will be the responsibility of the applicant.

Fence is installed as a Pool Barrier: Yes * No

*Fences used as pool barriers **must be** inspected to verify compliance with FBC R4501.17 and **must include** Pool Alarm/Barrier

Fence is being installed on a corner lot: Yes No

Fence Height: _____

Type of fence material: Chainlink: Wood: Vinyl/PVC: Wrought Iron: Other: _____ (Describe in detail)

****Copy of plot plan or survey showing intended location of fence must be attached to this application.**

Valuation: \$	Applied Date:	Rec'd By:	Reviewed by/Date	PERMIT FEE:
------------------	---------------	-----------	------------------	--------------------

THIS PERMIT BECOMES NULL AND VOID IF CONSTRUCTION OR WORK AUTHORIZED IS NOT COMMENCED WITHIN 6 MONTHS, OR IF CONSTRUCTION OR WORK IS SUSPENDED OR ABANDONED FOR A PERIOD OF 6 MONTHS AT ANY TIME AFTER WORK IS COMMENCED.

Application is hereby made to obtain a permit to do the work and installations as indicated. I certify that no work or installation has commenced prior to the issuance of a permit and that all work will be performed to meet the standards of all laws regulating construction in this jurisdiction. I understand that a separate permit must be secured for ELECTRICAL WORK, PLUMBING, SIGNS, WELLS, POOLS, FURNACES, BOILERS, HEATERS, TANKS AND AIR CONDITIONERS, etc.

OWNER'S AFFIDAVIT: I certify that all the forgoing information is accurate and that all work will be done in compliance with all applicable laws regulating to construction and zoning.

WARNING TO OWNER: YOUR FAILURE TO RECORD A NOTICE OF COMMENCEMENT MAY RESULT IN YOUR PAYING TWICE FOR IMPROVEMENTS TO YOUR PROPERTY. A NOTICE OF COMMENCEMENT MUST BE RECORDED AND POSTED ON THE JOB SITE BEFORE THE FIRST INSPECTION.

IF YOU INTEND TO OBTAIN FINANCING, CONSULT WITH YOUR LENDER OR AN ATTORNEY BEFORE COMMENCING WORK OR RECORDING YOUR NOTICE OF COMMENCEMENT.

Signature of Contractor Date

Print Name

Signature of Owner (Only if Owner-Builder) Date

Print Name

NOTARY PUBLIC, State of Florida

[NOTARIAL SEAL]

State of Florida
County of _____

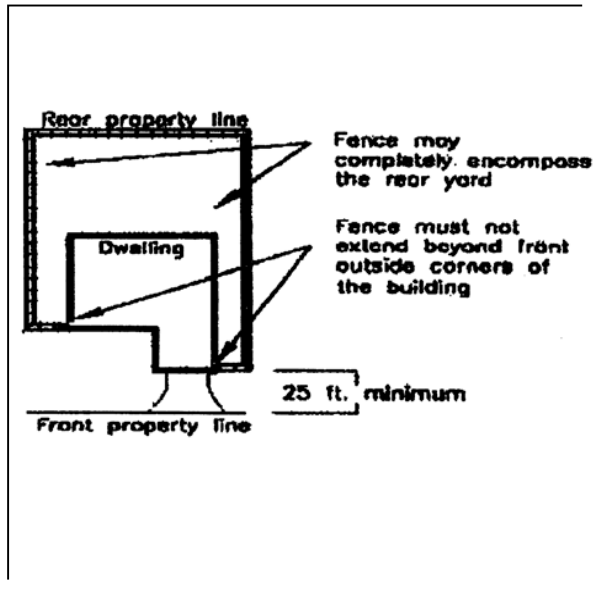
The foregoing instrument was acknowledged before me by means of ___ physical presence or ___ online notarization this ___ day of _____, 20____, by _____ who is personally known to me or has produced _____ as identification.

Form Created 10/04/2010 updated 01/16/20 YP

Payment Method: _____ Last 4 or Check #: _____ Receipt #: _____

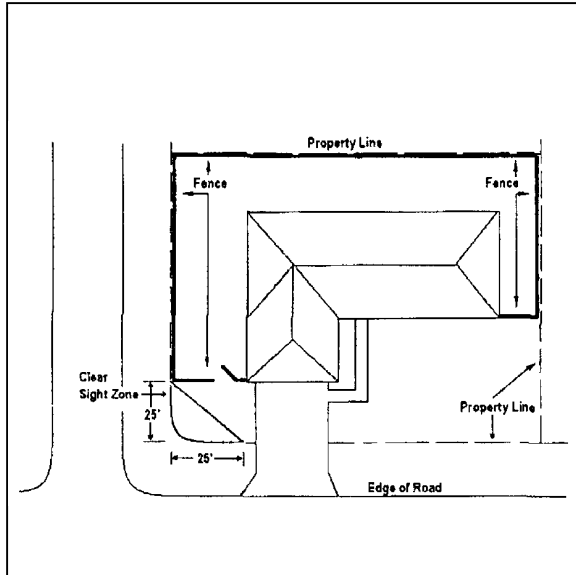
Sec. 158.216. - Fences and Walls.

- (A) **Construction.** All fences on property zoned residential shall consist of the following materials: Chain link, wood, masonry, or stone, aluminum, vinyl coated steel or polyester powder steel, ornamental and imitation wood fences. Chicken wire or barbed wire fences in residential districts are not permitted. Vinyl coated welded wire may be used as an interface to a wooden fence. Interface is defined as a material placed upon an existing fence, inside its common boundaries for the purpose of providing additional security. Masonry or stone walls shall be prohibited in utility and drainage easements on single-family residential zoned property, unless a specific waiver has been approved by the zoning administrator and City Engineer. All metal or wood fences located in utility or drainage easements shall be constructed to be easily removable.
- (B) **Height.** No residential fence shall be of a height greater than eight (8) feet measured from the finished grade at the fence location. This height limitation is not intended to apply to enclosures surrounding, or part of, recreational or sporting facilities. Fences permitted for, or enclosures surrounding recreational or sporting facilities, will be evaluated by the Zoning Administrator on an individual basis.
- (C) **Distance from the Front Yard Property Line.** All fences on property zoned single-family residential shall be located at least twenty-five (25) feet from the front yard property line or even with the outside front corners of the building, whichever distance from the front yard property line is greater.
- (D) **Distance From the Rear Yard Property Line When Abutting a Public Road Right-Of-Way.** All fences on property zoned single-family residential shall be located at least (25) twenty-five feet from the rear yard property line, when the rear yard property line abuts a public road right-of-way. The Zoning Administrator may waive this requirement if special circumstances exist.



Front Property Line

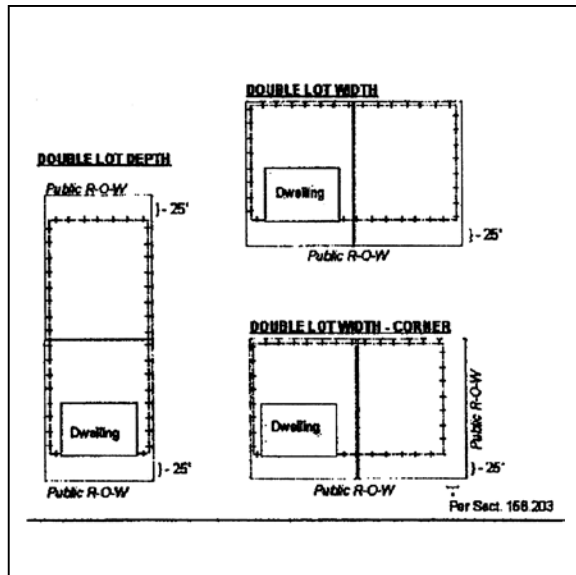
- (E) **Distance From the Side Yard Property Line for Corner Lots.** On corner lots zoned single family residential, fences may be erected inside and adjacent to the side yard property line abutting a street right-of-way if the fence will not encroach into the sight triangle. The sight triangle shall be the triangular area formed by the street property lines and a line connecting them at points 25 feet from the intersection of street lines, or in case of a rounded property corner from the intersection of street property lines extended.



Corner Lots

- (F) **Fences to be Inside Property Line, Maintenance Responsibility.** All fences shall be erected inside the property line as set out on the plat adopted by the City. The maintenance of the property on both sides of the fence shall be the responsibility of the property owner.
- (G) **Enclosures for Swimming Pools.**
- (1) Where any pool is constructed on a lot located in the city, there shall be a fence or a suitable enclosure as set forth in the Florida Building Code, Residential around the pool area. The pool area shall be considered to include the concrete patio.
 - (2) If the enclosure around the pool area shall be a fence, the fence shall be a minimum of four (4) feet in height and a maximum of six (6) feet in height.
 - (3) The requirements of this section shall not apply to those residential lots wherein a residential fence otherwise complying with all of section 158.006 and being at least of a height of five (5) feet from the ground level has been constructed.
- (H) **Fences used as Landscape Material.** On property zoned residential, segments of fencing may be utilized as landscaped treatment in that area extending from the front building line to the front property line provided that no property is enclosed. Fence material shall not exceed four (4) feet in height. A two-foot break is required for each twenty feet in length. The fence material shall be limited to wood, masonry, stone, vinyl or metal picket.
- (I) **Nonresidential Fences.** Fences adjacent to residential property shall conform to the requirements of subsections (B) through (F) above, and Chapter 154, as well as other applicable codes and regulations of the City.
- (J) Fences on vacant residential lots. Fences shall only be permitted on a vacant residential lot/s when the following criteria have been met:
- (1) The vacant lot/s shall be adjacent to a lot that has an existing primary use.
 - (2) Both the vacant lot/s and the adjacent lot with a primary use shall be in common ownership.
 - (3) All lots must be located in the same zoning district and in the same future land use designation.
 - (4) The proposed fence shall meet the side, front, and/or rear setback requirements when abutting a public right-of-way as defined in subsections(C), (D) and (E)

- (5) In the event that the abutting street to the subject property has a predominant fence setback that is greater than the requirements of this chapter, all proposed fences on that street shall be located to conform to that setback.



Double Lots

- (K) The permit applicant shall sign an affidavit from the Building Department accepting responsibility for compliance with the City's regulations as stated in § 158.216 for all fence installations.

(Ord. No. 98-84, § 1, 3-22-99; Ord. No. 04-127, § 1, 11-22-04; Ord. No. 08-70, § 1, 8-11-08; Ord. No. 09-55, § 1, 6-22-09; Ord. No. 15-85, § 1, 12-7-15; Ord. No. 19-40, § 2, 7-8-19)

Sec. 158.203. - Setback Requirement for Corner Lot in Single-Family Residential District.

- (A) Any corner lot having a width of less than ninety (90) feet at its front property line shall have a side setback requirement of fifteen (15) feet adjacent to the side street.
- (B) Any corner lot having a width between ninety (90) feet and one hundred (100) feet at its front property line shall have a side setback requirement of twenty (20) feet adjacent to the side street.
- (C) Any corner lot having a width exceeding one hundred (100) feet at its front property line shall have a side setback requirement of twenty-five (25) feet adjacent to the side street.
- (D) In applying these requirements, the front property line shall be that most consistent with frontages established by platting or development patterns containing the subject property.

(Ord. No. 98-84, § 1, 3-22-99)

Sec. 158.204. - Visibility at Intersections in Zoning Districts.

No fence, wall, hedge, or shrub planting which obstructs sight lines and elevations between two (2) and six (6) feet above the crown of the road shall be placed or permitted to remain on any corner lot in any zoning district within the triangular area formed by the street property lines and a line connecting them at points twenty-five (25) feet from the intersection of the street lines, or in the case of a rounded property corner from the intersection of the street property lines extended. The same sight line limitations

shall apply on any lot within ten (10) feet from the edge of a driveway or alley. No tree shall be permitted to remain within the above described limits of intersections unless the foliage line is maintained at or above six (6) feet above the roadway intersection elevation to prevent obstruction of sight lines.

(Ord. No. 98-84, § 1, 3-22-99)