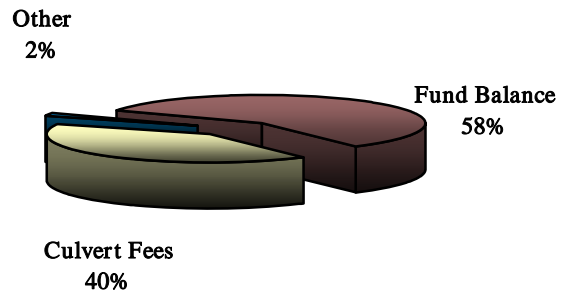


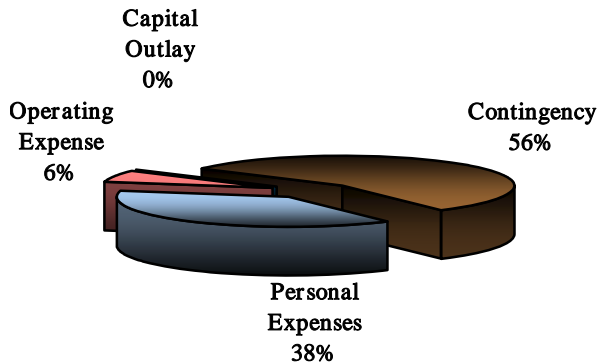
CITY OF PORT ST. LUCIE N.P.D.E.S. FUND ANNUAL BUDGET 2008-09

Revenue Source	Amount
Culvert Fees	\$110,000
Other Fees	5,000
Fund Balance	156,799
Total	\$271,799

Sources



Uses



Expenditure by Function	Amount
Personal Expenses	\$103,715
Operating Expenses	17,400
Capital Outlay	0
Contingency	150,684
Total	\$271,799

National Pollution Discharge Elimination System Fund (NPDES)

This fund separately tracks the cost of this federally required program to control any potential pollution discharge from construction sites. A separate permit fee is being charged and funds the cost of this program. The reduced level of construction is leading to lower revenue levels in this fund. The projected revenue has caused the staffing to be

reduced from three to only one FTE. Revenue is expected to be \$80,000 in FY 2008-09 while that revenue was over \$400,000 in FY 2004-05. The projected carryforward of \$156 thousand will help fund this program until revenues can rebound. The level of activity will have to be monitored as it will cause a change in the financial position of this program.

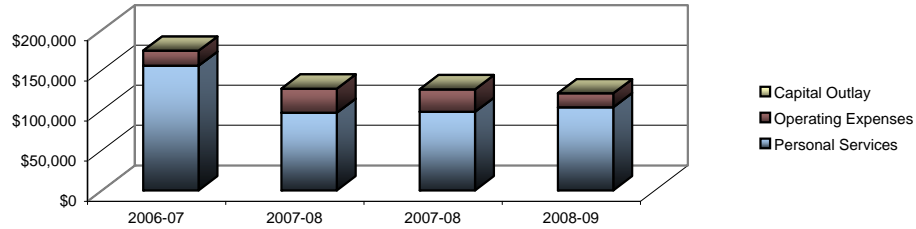
CITY OF PORT ST. LUCIE
APPROVED BUDGET - NPDES FUND #112
FY 2008-09

	AUDITED 2005-06 *****	AUDITED 2006-07 *****	ESTIMATED 2007-08 *****	APPROVED 2008-09 *****
<i>REVENUES & SOURCES:</i>				
Building Permits	\$213,459	\$86,880	\$105,000	\$110,000
Interest Inc. & Other	11,115	10,454	4,500	5,000
Interfund Transfer	0	0	0	0
Budgeted Cash Carryforward	0	0	173,299	156,799
TOTAL	\$224,574	\$97,334	\$282,799	\$271,799
<i>EXPENDITURES:</i>				
Personal Services	\$155,187	\$155,442	\$98,000	\$103,715
Operating Expenses	23,405	18,796	28,000	17,400
Capital Outlay	22,157	0	0	0
Fund Transfer	0	0	0	0
TOTAL	\$200,749	\$174,239	\$126,000	\$121,115
Budgeted Contingency	0	0	0	150,684
SURPLUS <DEFICIT>	\$23,825	(\$76,905)	\$156,799	\$0

CITY OF PORT ST. LUCIE
N.P.D.E.S FUND - #112
DEPARTMENTAL BUDGET SUMMARY

DEPARTMENT: Engineering - NPDES -- #112-410500
 Walter B. England, P.E., City Engineer

NPDES Budget Trends



EXPENDITURE SUMMARY:

	2006-07 AUDITED *****	2007-08 BUDGET *****	2007-08 ESTIMATED *****	2008-09 BUDGET *****
Personal Services	\$155,442	\$96,804	\$98,000	\$103,715
Operating Expenses	18,796	30,167	28,000	17,400
Capital Outlay	0	0	0	0
Contingency	0	103,580	0	150,684
Debt Service	0	0	0	0
Total	\$174,239	\$230,551	\$126,000	\$271,799

STAFFING SUMMARY:

(Full Time Equivalent)	FY 2006-07 *****	FY 2007-08 *****	FY 2008-09 *****
NPDES Manager	1.00	1.00	1.00
NPDES Coordinator	1.00	0.00	0.00
Engineering Inspector	1.00	0.00	0.00
Total	3.00	1.00	1.00

CAPITAL OUTLAY: None

CITY OF PORT ST. LUCIE
N.P.D.E.S. FUND - #112
ENGINEERING DEPARTMENT - NPDES - #112-410500

OBJ CODE	ACCOUNT DESCRIPTION	2005-06 AUDITED	2006-07 AUDITED	2007-08 ESTIMATED	2008-09 BUDGET
11-0	Executive Salaries	\$0	\$0	\$0	\$0
12-0	Salaries & Wages	108,063	111,488	77,308	80,353
14-0	Overtime	301	126	250	250
21-1	F.I.C.A.	7,123	7,366	4,808	4,998
21-2	Medicare	1,666	1,723	1,125	1,169
22-0	Retirement Contributions	11,378	10,685	8,144	8,463
23-0	Life & Health Ins.	26,095	23,047	4,140	4,958
24-0	Worker's Compensation	561	1,008	641	3,121
25-0	Unemployment Compensation	0	0	388	403
	TOTAL PERSONAL SERVICES	\$155,187	\$155,442	\$96,804	\$103,715
31-0	Professional Services	\$0	\$4,032	\$0	\$0
34-0	Other Contractual Svcs.	0	0	0	0
34-1	Interdepartmental Svcs.	0	0	0	0
40-1	Gas & Oil	3,973	2,468	3,000	3,750
40-3	Repairs & Maint.-Vehicles	1,099	417	1,643	1,643
40-301	Fleet Maintenance	75	139	1,500	1,500
40-4	Travel Expense	1,406	963	2,000	1,000
41-0	Communications Service	1,570	900	2,000	2,000
42-0	Transportation-Postage	17	0	250	250
43-1	Electricity	1,600	1,600	0	0
43-2	Water	0	0	0	0
43-4	Gas	64	32	50	50
45-0	Insurance	1,191	2,730	3,874	2,457
46-2	Repairs/Maint.-Office Equip.	180	565	0	0
46-3	Repairs/Maint.-Equip.	0	0	500	500
47-0	Printing & Binding	1,277	1,718	1,000	2,000
49-0	Other Current Chgs. & Oblig.	213	85	12,100	0
51-0	Office Supplies	6,253	1,153	250	250
52-0	Operating Supplies	2,998	1,014	750	750
54-0	Books, Public., Memberships	93	0	500	500
54-1	Training-Education	1,397	981	750	750
	TOTAL OPERATING EXPENSE	\$23,405	\$18,796	\$30,167	\$17,400
61-0	Land	\$0	\$0	\$0	\$0
64-1	Vehicles-Cars & Trucks	16,815	0	0	0
64-2	Office Furniture & Equip.	5,342	0	0	0
64-4	Machinery & Equip.-Other	0	0	0	0
	TOTAL CAPITAL OUTLAY	\$22,157	\$0	\$0	\$0
01-0	Contingency	\$0	\$0	\$0	\$150,684
	TOTAL	\$200,749	\$174,239	\$126,971	\$271,799