



THANK YOU VOTERS!

HALF-CENT SALES TAX PROJECTS

MONTHLY REPORT
OCTOBER 2019



BETTER **ROADS**,
MORE **SIDEWALKS**,
AND **CLEANER RIVERS.**

HIGHLIGHTS



PROJECTS

St. Lucie West Boulevard: Pav-Co Construction began construction September 16, 2019. Construction started at Peacock and has been completed. Construction is now underway at Cashmere Boulevard and once complete construction at Bayshore Boulevard will commence. Original estimate of completion for all intersections was April 2020, but the contractor is ahead of schedule. The new estimate of completion is February 2020.

Torino Boulevard Intersection Improvements: Rosso Site Development, Inc. began construction on October 14th. The work accomplished in October included clearing and grubbing. The construction of both roundabouts is expected to be complete in approximately nine (9) months.

Sidewalks: The design is underway for locations that include the Torino loop: Viscaya Falls to North Dellwood; California to Cashmere; and Dellwood to Winterlakes. A redesign is underway that increases the sidewalk width from 6' to 8' where possible. The change requires additional permitting, which makes the new expected design completion date February 2020. Construction is still expected to begin in March 2020.

Repaving: The remaining roadway on FY 18/19's repaving plan, Thornhill Drive, was repaved the first week of October 2019. An estimated three (3) miles will be repaved with Sales Tax funding in FY 19/20.

Floresta Drive Improvements: Design of Phase 1, Southbend Blvd. to the Elkcam Waterway, is underway and is scheduled to be completed by November 2019. Selection of a Design Engineer for Phases 2 and 3, Elkcam Waterway to Prima Vista Blvd., is almost complete. Once approved by City Council, design will commence soon after.



ST. LUCIE WEST BOULEVARD



DOLLARS SPENT TOWARDS GOAL

\$314,422.06

10-YEAR GOAL

\$13,200,000.00

LOCATIONS	PERCENTAGE COMPLETE	START DATE	END DATE	ESTIMATED BUDGET	CONTRACT VALUE	COMMENTS
Cashmere Intersection		02/2019	03/2020	\$500,000		
• Design	100%	2/4/19	5/31/19	\$55,000	\$54,833	Design is complete. **
• CEI*		10/2019	03/2020	\$75,000	\$39,783	
• Construction	80%	10/2019	03/2020	\$370,000	\$188,236 ²	Construction started on 9/16/19.
Bayshore Intersection		02/2019	03/2020	\$400,000		
• Design	100%	2/4/19	5/31/19	\$44,000	\$43,867	Design is complete. **
• CEI*		10/2019	03/2020	\$60,000	\$31,827	
• Construction	0%	10/2019	03/2020	\$296,000	\$368,516 ^{1&2}	Construction started on 9/16/19.
Peacock Intersection		02/2019	03/2020	\$300,000		
• Design	100%	2/4/19	5/31/19	\$33,000	\$32,900	Design is complete. **
• CEI*		10/2019	03/2020	\$45,000	\$23,870	
• Construction	100%	10/2019	03/2020	\$222,000	\$147,898 ²	Construction started on 9/16/19.
California Intersection		07/2024	12/2027	\$2,000,000		
• Design		07/2024	12/2025	\$220,000		
• CEI*		07/2026	12/2027	\$300,000		
• Construction		07/2026	12/2027	\$1,480,000		
California Widening		07/2024	12/2027	\$10,000,000		
• Design		07/2024	12/2025	\$1,100,000		
• CEI*		07/2026	12/2027	\$1,500,000		
• Construction		07/2026	12/2027	\$7,400,000		

*CEI: Construction Engineering Inspection Services ** Design was completed 12 days ahead of schedule. ¹ Bayshore intersection construction of \$368,516 includes \$1,200 to be paid by Utilities. ² Amendment #1 adjusted the original contract for SLW Blvd from \$638,091.14 to \$703,450.04 for the ½ Cent Sales Tax.



SIDEWALKS

DOLLARS SPENT TOWARDS GOAL*

\$383,085.00


10-YEAR GOAL

\$11,000,000.00

LOCATIONS	PERCENTAGE COMPLETE	START DATE	END DATE	ESTIMATED BUDGET	CONTRACT VALUE	COMMENTS
Torino (Viscaya Falls to N. Dellwood, Dellwood to Winterlakes, California to Cashmere) Dellwood (Torino to Winterlakes)	90%	2/4/19	2/20	\$200,000	\$248,412 ¹	Budget shown is for design, which is underway.
Torino (Viscaya Falls to N. Dellwood, Dellwood to Winterlakes, California to Cashmere) Dellwood (Torino to Winterlakes)	0%	3/20	11/20	\$1,640,000		Construction
W Torino (California to Topaz)	0%	6/20	8/20	\$65,000		Design/ Build Construction
Selvitz (Milner to Peachtree)	0%	12/19	3/20	\$135,000		Design / Build Construction

*Total dollars spent towards goal is cumulative and includes expenditures from previous year(s).

¹The total design cost for Torino funded by the ½ cent sales tax is \$228,200 and \$20,212 is funded by Road and Bridge. Amendment #1 was initiated to adjust sidewalks from 6 to 8 feet in certain segments per City of Port St Lucie City Council direction.



Morningside Boulevard



REPAVING



DOLLARS SPENT TOWARDS GOAL*

\$390,764.84

10-YEAR GOAL

\$27,500,000.00

LOCATIONS	PERCENTAGE COMPLETE	START DATE	END DATE	ESTIMATED BUDGET	CONTRACT VALUE	COMMENTS
NW California Blvd (SLW to NW Country Club Circle)	0%	10/2019	9/2020	\$154,466	\$141,445.90 ¹	
Tulip Blvd (DROW at 368 SW Tulip Blvd to SW College Park Rd)	0%	10/2019	9/2020	\$189,067	\$167,329.06 ¹	
SE Morningside Blvd (SE Westmoreland Blvd to Club Med)	0%	10/2019	9/2020	\$288,517	\$267,659.40 ¹	
Gatlin (PSL Blvd. to I-95)		04/2027	9/2027	\$1,250,000		

*Total dollars spent towards goal is cumulative and includes expenditures from previous year(s).

¹The above repaving contracts include \$240 per project that will be charged to Utilities.



SE Thornhill Drive



TRAFFIC SIGNAL COORDINATION



DOLLARS SPENT TOWARDS GOAL

\$0


10-YEAR GOAL

\$1,700,000.00

LOCATIONS	PERCENTAGE COMPLETE	START DATE	END DATE	ESTIMATED BUDGET	CONTRACT VALUE	COMMENTS
Port St Lucie Boulevard		10/2027	03/2028	\$900,000		Project includes adaptive signal coordination upgrade.
Crosstown Parkway		01/2028	06/2028	\$800,000		Project includes adaptive signal coordination upgrade.



FLORESTA DRIVE



DOLLARS SPENT TOWARDS GOAL

\$283,863.77

10-YEAR GOAL

\$25,000,000.00

LOCATIONS	PERCENTAGE COMPLETE	START DATE	END DATE	ESTIMATED BUDGET	CONTRACT VALUE	COMMENTS
Southbend to Elkcam	92%	05/2019	08/2021	\$8,000,000	\$558,575 ¹	Contract has been executed and design is underway. Dollars spent towards goal is towards design of the first phase.
• Design		05/2019 ²	04/2020 ²	\$880,000		
• CEI*		09/2020	08/2021	\$1,200,000		
• Construction		09/2020	08/2021	\$5,920,000		
Elkcam to Crosstown		05/2019	11/2022	\$9,000,000		Selection of a Design Engineer for Phases 2 and 3, Elkcam Waterway to Prima Vista Blvd., is underway by City Staff.
• Design		05/2019	10/2020	\$990,000		
• CEI*		06/2021	11/2022	\$1,350,000		
• Construction		06/2021	11/2022	\$6,660,000		
Crosstown to Prima Vista		05/2019	11/2023	\$8,000,000		Selection of a Design Engineer for Phases 2 and 3, Elkcam Waterway to Prima Vista Blvd., is underway by City Staff.
• Design		05/2019	04/2021	\$880,000		
• CEI*		12/2022	11/2023	\$1,200,000		
• Construction		12/2022	11/2023	\$5,920,000		

*CEI: Construction Engineering Inspection Services

¹ Phase 1 Design Cost of \$558,575.00 includes \$133,465 to be paid from Utilities. The total design cost funded by the ½ Cent Sales Tax is \$425,110.

² Design schedule has been expedited to begin 3/27/19 and be completed in November. This will allow the construction to be advanced as well.



TORINO INTERSECTION IMPROVEMENTS

DOLLARS SPENT TOWARDS GOAL

\$253,730.90

10-YEAR GOAL

\$2,000,000.00

LOCATIONS	PERCENTAGE COMPLETE	START DATE	END DATE	ESTIMATED BUDGET	CONTRACT VALUE	COMMENTS
California Roundabout		01/2019	06/2020	\$1,000,000		
• Design**	100%	1/17/19	06/2019	\$110,000	\$148,992	One CEI consultant for both roundabouts. Construction started on 10/14/19
• CEI*		10/2019	06/2020	\$150,000	\$163,105	
• Construction	5%	10/14/2019	06/2020	\$740,000	\$696,029.72 ¹	
Cashmere Roundabout		01/2019	06/2020	\$1,000,000		
• Design**	100%	1/21/19	06/2019	\$110,000	\$146,579	One CEI consultant for both roundabouts. Construction started on 10/14/19
• CEI*		10/2019	06/2020	\$150,000	\$163,105	
• Construction	5%	10/14/2019	06/2020	\$740,000	\$696,029.72 ¹	

*CEI: Construction Engineering Inspection Services

** Design contract value includes \$10 indemnification fees.


¹Total contract for construction of both Torino roundabouts is \$1,392,059.44.



Torino/Cashmere Roundabout



US 1 IMPROVEMENTS



DOLLARS SPENT TOWARDS GOAL

\$0

10-YEAR GOAL

\$1,500,000.00

TASK	PERCENTAGE COMPLETE	START DATE	END DATE	ESTIMATED BUDGET	CONTRACT VALUE	COMMENTS
Landscaping & Irrigation Within City Limits		07/2021	12/2021	\$1,500,000		Construction only.

FOR MORE INFORMATION, PLEASE VISIT: CITYOFFPSL.COM/SALESTAX

SPECIAL NOTES:

- (1) **Only active projects in current fiscal year are listed.** The Sidewalk Master Plan has been updated to include the Sales Tax funding. The update was presented and approved by City Council at the 2019 Summer Retreat.
- (2) **Only active projects in current fiscal year are listed.** The Repaving Master Plan has been updated to include the Sales Tax funding. The update was presented and approved by City Council at the 2019 Summer Retreat.
- (3) The repaving of Bayshore Boulevard from North Macedo to Prima Vista will be included in the Bayshore intersection project scheduled to start in November 2019.
- (4) The potential to fund the Crosstown Parkway Traffic Signal Coordination and landscaping improvements on US1 with any remaining contingency from the Crosstown Parkway Extension Project is being explored.



CITY OF PSL HALF-CENT SALES TAX MISC. EXPENDITURES



DESCRIPTION	ASSOCIATED PROJECT	\$
Signs	ALL PROJECTS	\$998.00
SFWMD Permit Fee	TORINO ROUNDABOUTS	\$250.00
Legal Ads	TORINO ROUNDABOUTS	\$49.92
Property Acquisition (50/50 with Utilities \$650,018)	SLW INTERSECTIONS	\$325,009
Striping -Sidewalks	PSL #146 Cambridge	\$563.80
Property Acquisition	FLORESTA	\$28,687.17
Appraisal Fees	FLORESTA	\$500.00
Title Searches	FLORESTA	\$50.00
Irrigation adjustments	SLW INTERSECTIONS	\$16,996.39
	Total Miscellaneous Expenditures to date	\$373,104.28



CITY OF PSL HALF-CENT SALES TAX REVENUE & EXPENDITURES FY 18-19



RECEIPT DATE	MONTH	\$
3/28/2019	January	\$528,285
4/25/2019	February	\$540,785
5/7/2019	Quarterly Adjustment	\$211,531
5/29/2019	March	\$603,388
6/25/2019	April	\$558,449
7/29/2019	May	\$548,656
8/8/2019	Quarterly Adjustment	\$289,656
8/27/2019	June	\$533,356
9/25/2019	July	\$526,448
	Total Revenue FY 18-19	\$4,340,333
	Total Invoices FY 18-19	\$1,406,344



CITY OF PSL HALF-CENT SALES TAX REVENUE & EXPENDITURES FY 19-20



RECEIPT DATE	MONTH	\$
10/28/2019	August	\$514,285
	Total Revenue FY 19-20	\$514,285
	Total Revenue to date	\$4,854,618
	Total Invoices to date	\$1,998,971



FISCAL YEAR 18/19 FOURTH QUARTER REPORT: HALF CENT SALES TAX

OBJECT EXPENDITURES	TOTAL 10-YEAR ADVERTISED BUDGET	INVOICES TO DATE FY 2019 ACTUAL	PRIOR FISCAL YEAR'S EXPENDITURES	GRAND TOTAL SPENT/INVOICED TO DATE	ADVERTISED BUDGET REMAINING
ST LUCIE WEST BOULEVARD	\$ 13,200,000	\$ 175,605	-	\$175,605	\$ 13,024,395
SIDEWALKS	11,000,000	383,085	-	383,085	10,616,915
REPAVING	27,500,000	389,694	-	389,694	27,110,306
TRAFFIC SIGNAL COORDINATION	1,700,000	-	-	-	1,700,000
FLORESTA DRIVE	25,000,000	206,209	-	206,209	24,793,791
TORINO INTERSECTION IMPROVEMENTS	2,000,000	251,751	-	251,751	1,748,249
US 1 IMPROVEMENTS	1,500,000	-	-	-	1,500,000
INTEREST ON INTERNAL BORROWING	1,107,461	-	-	-	1,107,461
CONTINGENCY	4,994,251	-	-	-	4,994,251
Total Expenditures	\$ 88,001,712	\$ 1,406,344	\$ -	\$ 1,406,344	\$ 86,595,368

