



THANK YOU VOTERS!

HALF-CENT SALES TAX PROJECTS

MONTHLY REPORT
MARCH 2020



BETTER **ROADS,**
MORE **SIDEWALKS,**
AND **CLEANER RIVERS.**

HIGHLIGHTS

PROJECTS

St. Lucie West Boulevard: The construction of the intersection improvements at Peacock, Cashmere, and Bayshore is now complete. Original estimate of completion for all intersections was March 2020, but the contractor finished ahead of schedule in February 2020.

Torino Boulevard Intersection Improvements: Rosso Site Development, Inc., began construction on October 14th. Lane diversions and all-way stops have been implemented at both locations to facilitate roadway construction. Paving has taken place at the Cashmere location and will soon be coming at the California location. The construction of both roundabouts is occurring simultaneously and is expected to be complete in August 2020.

Sidewalks: Bidding documents for construction have been received and are being evaluating by staff who will soon recommend award to a contractor. The locations of sidewalk on the Torino loop include Vizcaya Falls to North Dellwood; California to Cashmere; and Delwood to Winterlakes. Construction is expected to begin in May 2020.

Repaving: An estimated three (3) miles will be repaved with \$600,000 in Sales Tax funding in FY 19/20. A portion of Tulip Boulevard from approximately SW Cleaves Street to SW College Park Road was recently completed. Repaving of Morningside Boulevard from Westmorland Boulevard to Club Med is currently underway.

Floresta Drive Improvements: Design of Phase 1, Southbend Blvd. to the Elkcam Waterway, is almost complete. Staff is reviewing and providing comments on the final construction plans and finalizing the construction contractual documents. Construction is anticipated to begin on Phase 1 in August. For Phases 2 and 3, the geotechnical work is complete and survey data collection is ongoing.



ST. LUCIE WEST BOULEVARD

DOLLARS SPENT TOWARDS GOAL

\$969,465.02

10-YEAR GOAL

\$13,200,000.00

LOCATIONS	PERCENTAGE COMPLETE	START DATE	END DATE	ESTIMATED BUDGET	CONTRACT VALUE	COMMENTS
Cashmere Intersection		02/2019	03/2020	\$500,000		
• Design	100%	2/4/19	5/31/19	\$55,000	\$54,833	Design is complete.
• CEI*		10/2019	03/2020	\$75,000	\$39,783	
• Construction	100%	10/2019	03/2020	\$370,000	\$223,579 ²	Construction is complete.
Bayshore Intersection		02/2019	03/2020	\$400,000		
• Design	100%	2/4/19	5/31/19	\$44,000	\$43,867	Design is complete.
• CEI*		10/2019	03/2020	\$60,000	\$31,827	
• Construction	100%	10/2019	03/2020	\$296,000	\$419,024 ²	Construction is complete.
Peacock Intersection		02/2019	03/2020	\$300,000		
• Design	100%	2/4/19	5/31/19	\$33,000	\$32,900	Design is complete.
• CEI*		10/2019	03/2020	\$45,000	\$23,870	
• Construction	100%	10/2019	03/2020	\$222,000	\$147,984 ²	Construction is complete.
California Intersection		07/2024	12/2027	\$2,000,000		
• Design		07/2024	12/2025	\$220,000		
• CEI*		07/2026	12/2027	\$300,000		
• Construction		07/2026	12/2027	\$1,480,000		
California Widening		07/2024	12/2027	\$10,000,000		
• Design		07/2024	12/2025	\$1,100,000		
• CEI*		07/2026	12/2027	\$1,500,000		
• Construction		07/2026	12/2027	\$7,400,000		

*CEI: Construction Engineering Inspection Services ¹ Bayshore intersection construction of \$419,024 includes \$1,200 to be paid by Utilities. ² Amendments #1-#5 adjusted the ½ Cent Sales Tax original contract for SLW Blvd from \$638,091 to \$789,387 for additional work.



SIDEWALKS



DOLLARS SPENT TOWARDS GOAL*

\$614,956


10-YEAR GOAL

\$11,000,000.00

LOCATIONS	PERCENTAGE COMPLETE	START DATE	END DATE	ESTIMATED BUDGET	CONTRACT VALUE	COMMENTS
Torino (Viscaya Falls to N. Dellwood, Dellwood to Winterlakes, California to Cashmere) Dellwood (Torino to Winterlakes)	100%	2/4/19	2/20	\$200,000	\$248,412 ¹	Design is complete.
Torino (Viscaya Falls to N. Dellwood, Dellwood to Winterlakes, California to Cashmere) Dellwood (Torino to Winterlakes)	0%	5/20	11/20	\$1,640,000		Construction
W Torino (California to Topaz)	0%	6/20	8/20	\$65,000		Design/ Build Construction
Selvitz (Milner to Peachtree)	100%	12/19	3/20	\$135,000	\$166,181	Design/ Build Construction

*Total dollars spent towards goal is cumulative and includes expenditures from previous year(s).

¹ The total design cost for Torino funded by the ½ Cent Sales Tax is \$228,200 and \$20,212 is funded by Road and Bridge.



Selvitz Sidewalk – Milner to Peachtree



REPAVING



DOLLARS SPENT TOWARDS GOAL*

\$567,497.94

10-YEAR GOAL

\$27,500,000.00

LOCATIONS	PERCENTAGE COMPLETE	START DATE	END DATE	ESTIMATED BUDGET	CONTRACT VALUE	COMMENTS
NW California Blvd (SLW to NW Country Club Circle)	0%	10/2019	9/2020	\$154,466	\$141,445.90 ¹	
Tulip Blvd (DROW at 368 SW Tulip Blvd to SW College Park Rd)	100%	10/2019	9/2020	\$189,067	\$156,461.66 ¹	✓
SE Morningside Blvd (SE Westmoreland Blvd to Club Med)	40%	10/2019	9/2020	\$288,517	\$267,659.40 ¹	Underway
Gatlin (PSL Blvd. to I-95)		04/2027	9/2027	\$1,250,000		

*Total dollars spent towards goal is cumulative and includes expenditures from previous year(s).

¹The above repaving contracts include \$240 per project that will be charged to Utilities and is the final contract value.



Tulip – Paving in progress



Tulip – Completed paving project with sign



TRAFFIC SIGNAL COORDINATION



DOLLARS SPENT TOWARDS GOAL

\$0

10-YEAR GOAL


\$900,000.00

LOCATIONS	PERCENTAGE COMPLETE	START DATE	END DATE	ESTIMATED BUDGET	CONTRACT VALUE	COMMENTS
Port St Lucie Boulevard		10/2027	03/2028	\$900,000		Project includes adaptive signal coordination upgrade.
Crosstown Parkway*		01/2028	06/2028	\$800,000		Project includes adaptive signal coordination upgrade.

*Crosstown Parkway traffic signal adaptive coordination has been removed from the ½ Cent Sales Tax Projects list. This item is being expedited and funded by the Crosstown Parkway Extension project. The new implementation date is May 2020.



FLORESTA DRIVE



DOLLARS SPENT TOWARDS GOAL

\$560,154.13

10-YEAR GOAL

\$25,000,000.00

LOCATIONS	PERCENTAGE COMPLETE	START DATE	END DATE	ESTIMATED BUDGET	CONTRACT VALUE	COMMENTS
Southbend to Elkcam <ul style="list-style-type: none"> Design CEI* Construction 	98%	05/2019	08/2021	\$8,000,000	\$609,375 ¹	Dollars spent towards goal is towards design of the first phase.
Elkcam to Crosstown <ul style="list-style-type: none"> Design CEI* Construction 		01/2020	11/2022	\$9,000,000	\$1,050,000 ³	Phases 2 and 3 have been combined and design is underway.
Crosstown to Prima Vista <ul style="list-style-type: none"> Design CEI* Construction 		01/2020	11/2023	\$8,000,000	\$1,050,000 ³	Phases 2 and 3 have been combined and design is underway.

*CEI: Construction Engineering Inspection Services

¹ The total design cost funded by the ½ Cent Sales Tax is \$468,310 and \$141,065 to be paid from Utilities.

² Design schedule was expedited and began on 3/27/19 and will now be completed in March 2020. This will allow the construction to begin ahead of schedule.

³ Phase 2&3 Design Cost of \$2,100,000 includes \$130,000 to be paid from Utilities.



TORINO INTERSECTION IMPROVEMENTS

DOLLARS SPENT TOWARDS GOAL

\$807,237.49

10-YEAR GOAL

\$2,000,000.00

LOCATIONS	PERCENTAGE COMPLETE	START DATE	END DATE	ESTIMATED BUDGET	CONTRACT VALUE	COMMENTS
California Roundabout		01/2019	06/2020	\$1,000,000		
• Design	100%	1/17/19	06/2019	\$110,000	\$148,992	Construction started on 10/14/19
• CEI*		10/2019	08/2020	\$150,000	\$163,105	
• Construction	50%	10/14/2019	08/2020	\$740,000	\$740,005 ¹	
Cashmere Roundabout		01/2019	06/2020	\$1,000,000		
• Design	100%	1/21/19	06/2019	\$110,000	\$146,579	Construction started on 10/14/19
• CEI*		10/2019	08/2020	\$150,000	\$163,105	
• Construction	50%	10/14/2019	08/2020	\$740,000	\$745,338 ¹	

*CEI: Construction Engineering Inspection Services

¹Total contract for construction of both Torino roundabouts funded by the ½ Cent Sales Tax is \$1,392,059 and \$69,736 funded by Utilities. Amendment #1 adjusted the ½ Cent Sales Tax original contract for Torino/Cashmere from \$684,801 to \$708,349 for additional work (pipe culvert replacement). New construction contract total funded by ½ Cent Sales Tax is \$1,415,607.


Torino Pkwy at Cashmere Blvd



Torino Pkwy at California Blvd



US 1 IMPROVEMENTS



DOLLARS SPENT TOWARDS GOAL

\$0

10-YEAR GOAL

\$1,500,000.00

TASK	PERCENTAGE COMPLETE	START DATE	END DATE	ESTIMATED BUDGET	CONTRACT VALUE	COMMENTS
Landscaping & Irrigation Within City Limits		07/2021	12/2021	\$1,500,000		Construction only.

FOR MORE INFORMATION, PLEASE VISIT: CITYOFFPSL.COM/SALESTAX

SPECIAL NOTES:

- (1) **Only active projects in current fiscal year are listed.** The Sidewalk Master Plan has been updated to include the Sales Tax funding. The update was presented and approved by City Council at the 2019 Summer Retreat.
- (2) **Only active projects in current fiscal year are listed.** The Repaving Master Plan has been updated to include the Sales Tax funding. The update was presented and approved by City Council at the 2019 Summer Retreat.
- (3) The potential to fund the landscaping improvements on US1 within the limits of the Crosstown Parkway Extension Project with any remaining contingency from the Crosstown Parkway Project is being explored.



CITY OF PSL HALF-CENT SALES TAX MISC. EXPENDITURES



DESCRIPTION	ASSOCIATED PROJECT	\$
Signs/Bids etc.	ALL PROJECTS	\$1,087.40
Permits/Legal/Professional/Traffic etc.	TORINO ROUNDABOUTS	\$3,841.12
Property Appraisal & Property Purchase	SLW INTERSECTIONS	\$325,009.00
Irrigation Repairs etc.	SLW INTERSECTIONS	\$21,130.87
Striping	ALL SIDEWALKS	\$563.80
Property Fees/Appraisals/Professional Services, etc.	FLORESTA PH 1	\$76,373.15
	Total Miscellaneous Expenditures to date	\$428,005.34



CITY OF PSL HALF-CENT SALES TAX EXPENDITURES



OBJECT EXPENDITURES	TOTAL 10-YEAR ADVERTISED BUDGET	INVOICES TO DATE FY 2020 ACTUAL	PRIOR FISCAL YEAR'S EXPENDITURES	GRAND TOTAL SPENT/INVOICED TO DATE	ADVERTISED BUDGET REMAINING
ST LUCIE WEST BOULEVARD	\$ 13,200,000	793,860	175,605	\$969,465	\$ 12,230,535
SIDEWALKS	11,000,000	231,871	383,085	614,956	10,385,044
REPAVING	27,500,000	177,804	389,694	567,498	26,932,502
TRAFFIC SIGNAL COORDINATION*	900,000	-	-	-	900,000
FLORESTA DRIVE	25,000,000	276,288	283,866	560,154	24,439,846
TORINO INTERSECTION IMPROVEMENTS	2,000,000	553,507	253,731	807,238	1,192,762
US 1 IMPROVEMENTS	1,500,000	-	-	-	1,500,000
Miscellaneous*	-	56,081	371,924	428,005	(428,005)
INTEREST ON INTERNAL BORROWING	1,107,461	-	-	-	1,107,461
CONTINGENCY/PARTICIPATORY BUDGETING	5,794,251	-	-	-	5,794,251
Total Expenditures	\$ 88,001,712	\$ 2,089,411	\$ 1,857,905	\$ 3,947,316	\$ 84,054,396

*Reduced "Traffic Signal Coordination" Budget by removing \$800,000 earmarked for Crosstown Parkway Signal upgrades. This project is being expedited and funded by the Crosstown Parkway Extension project. The new implementation date is May 2020. \$800,000 was moved from traffic signal coordination to "Contingency/Participatory Budgeting".



CITY OF PSL HALF-CENT SALES TAX REVENUE



RECEIPT DATE	MONTH	BUDGETED	ACTUAL CASH
FY 2018-19	Total Cash FY 18-19	\$4,375,000	\$4,340,333
FY 2019-20	Subtotal Cash October 2019 – March 2020	\$3,125,000	\$4,003,634
ALL FISCAL YEARS	Total Cash to date	\$7,500,000	\$8,343,967
ALL FISCAL YEARS	Total Invoices to date		(\$3,947,316)
ALL FISCAL YEARS	Total Cash Available: (Total Cash less Total Invoices)		\$4,396,651

