



**THANK YOU VOTERS!**

# HALF-CENT SALES TAX PROJECTS

MONTHLY REPORT  
**APRIL 2020**



BETTER **ROADS**,  
MORE **SIDEWALKS**,  
AND **CLEANER RIVERS.**

# HIGHLIGHTS

## PROJECTS

**St. Lucie West Boulevard:** The construction of the intersection improvements at Peacock, Cashmere, and Bayshore was completed in February 2020; one month ahead of schedule.

**Torino Boulevard Intersection Improvements:** Construction began on October 14<sup>th</sup>. Taking advantage of the reduced traffic volumes resulting from the “Safer at Home” order and school being out of session, the Cashmere intersection will be closed from April 20<sup>th</sup> through May 3<sup>rd</sup> to expedite construction. California will be closed from May 4<sup>th</sup> through May 17<sup>th</sup>. On or before May 18<sup>th</sup>, both intersections will be fully functioning roundabouts. The closures allowed construction to be completed in June rather than August 2020, approximately 2 months early.

**Sidewalks:** The construction contract has been approved by City Council for the Torino loop and includes Vizcaya Falls to North Dellwood; California to Cashmere; and Delwood to Winterlakes. Construction is expected to begin in May 2020.

**Repaving:** Approximately 2.6 miles of an estimated three (3) miles have been repaved with \$600,000 in Sales Tax funding in FY 19/20. Repaving of Morningside Boulevard from Westmorland Boulevard to Club Med was completed on April 4, 2020.

**Floresta Drive Improvements:** Design of Phase 1, Southbend Blvd. to the Elkcam Waterway, is very near complete. Consultant is incorporating final FDOT comments. Staff is finalizing the construction contract documents. Construction is anticipated to begin on Phase 1 in August. For Phases 2 and 3, the geotechnical and survey work is complete and preliminary design is underway. First design submittal for review is June 15, 2020.



# ST. LUCIE WEST BOULEVARD

## DOLLARS SPENT TOWARDS GOAL

**\$969,465.02**

## 10-YEAR GOAL

**\$13,200,000.00**

LOCATIONS	PERCENTAGE COMPLETE	START DATE	END DATE	ESTIMATED BUDGET	CONTRACT VALUE	COMMENTS
<b>Cashmere Intersection</b>		<b>02/2019</b>	<b>03/2020</b>	<b>\$500,000</b>		
• Design	100%	2/4/19	5/31/19	\$55,000	\$54,833	Design is complete.
• CEI*		10/2019	03/2020	\$75,000	\$39,783	
• Construction	100%	10/2019	03/2020	\$370,000	\$223,579 <sup>2</sup>	Construction is complete.
<b>Bayshore Intersection</b>		<b>02/2019</b>	<b>03/2020</b>	<b>\$400,000</b>		
• Design	100%	2/4/19	5/31/19	\$44,000	\$43,867	Design is complete.
• CEI*		10/2019	03/2020	\$60,000	\$31,827	
• Construction	100%	10/2019	03/2020	\$296,000	\$386,403 <sup>1&amp;2</sup>	Construction is complete.
<b>Peacock Intersection</b>		<b>02/2019</b>	<b>03/2020</b>	<b>\$300,000</b>		
• Design	100%	2/4/19	5/31/19	\$33,000	\$32,900	Design is complete.
• CEI*		10/2019	03/2020	\$45,000	\$23,870	
• Construction	100%	10/2019	03/2020	\$222,000	\$147,984 <sup>2</sup>	Construction is complete.
<b>California Intersection</b>		<b>07/2024</b>	<b>12/2027</b>	<b>\$2,000,000</b>		
• Design		07/2024	12/2025	\$220,000		
• CEI*		07/2026	12/2027	\$300,000		
• Construction		07/2026	12/2027	\$1,480,000		
<b>California Widening</b>		<b>07/2024</b>	<b>12/2027</b>	<b>\$10,000,000</b>		
• Design		07/2024	12/2025	\$1,100,000		
• CEI*		07/2026	12/2027	\$1,500,000		
• Construction		07/2026	12/2027	\$7,400,000		

\*CEI: Construction Engineering Inspection Services <sup>1</sup> Bayshore intersection construction of \$386,403 includes \$1,200 to be paid by Utilities. <sup>2</sup> Amendments #1-#4 adjusted the ½ Cent Sales Tax original contract for SLW Blvd from \$638,091 to \$789,387 for additional work. Final change order #5 reduced the total contract by \$32,622. Total ½ Cent Sales Tax construction contract was \$756,766.



# SIDEWALKS


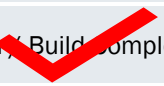


**DOLLARS SPENT TOWARDS GOAL\***

**\$614,956**

**10-YEAR GOAL**


**\$11,000,000.00**

LOCATIONS	PERCENTAGE COMPLETE	START DATE	END DATE	ESTIMATED BUDGET	CONTRACT VALUE	COMMENTS
<b>Torino</b> (Viscaya Falls to N. Dellwood, Dellwood to Winterlakes, California to Cashmere)	100%	2/4/19	2/2020	\$200,000	\$248,412 <sup>1</sup>	Design is complete. 
<b>Dellwood</b> (Torino to Winterlakes)						
<b>Torino</b> (Viscaya Falls to N. Dellwood, Dellwood to Winterlakes, California to Cashmere)	0%	5/2020	11/2020	\$1,640,000	\$1,147,024	Construction
<b>Dellwood</b> (Torino to Winterlakes)						
<b>W Torino</b> (California to Topaz)	0%	6/2020	8/2020	\$65,000		Design/Build Construction
<b>Selvitz</b> (Milner to Peachtree)	100%	12/19	3/2020	\$135,000	\$166,181	Design/Build complete 

\*Total dollars spent towards goal is cumulative and includes expenditures from previous year(s).

<sup>1</sup>The total design cost for Torino funded by the ½ Cent Sales Tax is \$228,200 while the remaining \$20,212 is funded by the Road and Bridge fund.

## Selvitz Sidewalk – Milner to Peachtree





# REPAVING



## DOLLARS SPENT TOWARDS GOAL\*

**\$849,507.71**

## 10-YEAR GOAL

**\$27,500,000.00**

LOCATIONS	PERCENTAGE COMPLETE	START DATE	END DATE	ESTIMATED BUDGET	CONTRACT VALUE	COMMENTS
NW California Blvd (SLW to NW Country Club Circle)	0%	10/2019	9/2020	\$154,466	\$141,445.90 <sup>1</sup>	
Tulip Blvd (DROW at 368 SW Tulip Blvd to SW College Park Rd)	100%	3/5/2020	3/9/2020	\$189,067	\$156,542.06 <sup>1</sup>	✓
SE Morningside Blvd (SE Westmoreland Blvd to Club Med)	100%	3/30/2020	4/4/2020	\$288,517	\$282,169.37 <sup>1</sup>	✓
Gatlin (PSL Blvd. to I-95)		04/2027	9/2027	\$1,250,000		

\*Total dollars spent towards goal is cumulative and includes expenditures from previous year(s).

<sup>1</sup>The above repaving contracts include up to \$240 per project that will be charged to Utilities and is the final contract value.

### SE Morningside Blvd – Repaving Project



# TRAFFIC SIGNAL COORDINATION



## DOLLARS SPENT TOWARDS GOAL

\$0

## 10-YEAR GOAL


\$900,000.00

LOCATIONS	PERCENTAGE COMPLETE	START DATE	END DATE	ESTIMATED BUDGET	CONTRACT VALUE	COMMENTS
Port St Lucie Boulevard		10/2027	03/2028	\$900,000		Project includes adaptive signal coordination upgrade.
Crosstown Parkway*		01/2028	06/2028	\$800,000		Project includes adaptive signal coordination upgrade.

\*Crosstown Parkway traffic signal adaptive coordination has been removed from the ½ Cent Sales Tax Projects list. This item is being expedited and funded by the Crosstown Parkway Extension project. The new implementation date is May 2020.



# FLORESTA DRIVE



## DOLLARS SPENT TOWARDS GOAL

**\$616,489.65**

## 10-YEAR GOAL

**\$25,000,000.00**

LOCATIONS	PERCENTAGE COMPLETE	START DATE	END DATE	ESTIMATED BUDGET	CONTRACT VALUE	COMMENTS
<b>Southbend to Elkcam</b> <ul style="list-style-type: none"> <li>Design</li> <li>CEI*</li> <li>Construction</li> </ul>	98%	05/2019	08/2021	\$8,000,000	\$656,350 <sup>1</sup>	Dollars spent towards goal is towards design of the first phase.
		05/2019 <sup>2</sup>	03/2020 <sup>2</sup>	\$880,000		
		04/2020	08/2021	\$1,200,000		
		09/2020	08/2021	\$5,920,000		
<b>Elkcam to Crosstown</b> <ul style="list-style-type: none"> <li>Design</li> <li>CEI*</li> <li>Construction</li> </ul>	20%	01/2020	11/2023	\$9,000,000	\$1,050,000 <sup>3</sup>	Phases 2 and 3 have been combined and design is underway.
		01/2020	03/2021	\$990,000		
		06/2021	11/2023	\$1,350,000		
		09/2021	11/2023	\$6,660,000		
<b>Crosstown to Prima Vista</b> <ul style="list-style-type: none"> <li>Design</li> <li>CEI*</li> <li>Construction</li> </ul>	20%	01/2020	11/2023	\$8,000,000	\$1,050,000 <sup>3</sup>	Phases 2 and 3 have been combined and design is underway.
		01/2020	03/2021	\$880,000		
		06/2021	11/2023	\$1,200,000		
		09/2021	11/2023	\$5,920,000		

\*CEI: Construction Engineering Inspection Services

<sup>1</sup> The total design cost funded by the ½ Cent Sales Tax is \$515,285 and \$141,065 to be paid from Utilities.

<sup>2</sup> Design schedule was expedited and began on 3/27/19. This will allow the construction to begin ahead of schedule.

<sup>3</sup> Phase 2&3 Design Cost of \$2,100,000 includes \$130,000 to be paid from Utilities.





# TORINO INTERSECTION IMPROVEMENTS

## DOLLARS SPENT TOWARDS GOAL

**\$1,055,512.06**

## 10-YEAR GOAL

**\$2,000,000.00**

LOCATIONS	PERCENTAGE COMPLETE	START DATE	END DATE	ESTIMATED BUDGET	CONTRACT VALUE	COMMENTS
<b>California Roundabout</b>		<b>01/2019</b>	<b>06/2020</b>	<b>\$1,000,000</b>		
• Design	100%	1/17/19	06/2019	\$110,000	\$148,992	Construction started on 10/14/19
• CEI*		10/2019	08/2020	\$150,000	\$163,105	
• Construction	50%	10/14/2019	08/2020	\$740,000	\$740,005 <sup>1</sup>	
<b>Cashmere Roundabout</b>		<b>01/2019</b>	<b>06/2020</b>	<b>\$1,000,000</b>		
• Design	100%	1/21/19	06/2019	\$110,000	\$146,579	Construction started on 10/14/19
• CEI*		10/2019	08/2020	\$150,000	\$163,105	
• Construction	90%	10/14/2019	08/2020	\$740,000	\$745,338 <sup>1</sup>	

\*CEI: Construction Engineering Inspection Services


<sup>1</sup>Original contract funded by the ½ Cent Sales Tax was \$1,392,059 and \$69,736 funded by Utilities. Amendment #1 adjusted the ½ Cent Sales Tax contract for Torino/Cashmere from \$684,801 to \$708,349 for additional work (pipe culvert replacement). New construction contract total funded by ½ Cent Sales Tax is \$1,415,607.

## TORINO PARKWAY ROUNDABOUTS





# US 1 IMPROVEMENTS



## DOLLARS SPENT TOWARDS GOAL

\$0

## 10-YEAR GOAL

\$1,500,000.00

TASK	PERCENTAGE COMPLETE	START DATE	END DATE	ESTIMATED BUDGET	CONTRACT VALUE	COMMENTS
Landscaping & Irrigation Within City Limits		07/2021	12/2021	\$1,500,000		Construction only.

**FOR MORE INFORMATION, PLEASE VISIT: [CITYOFFPSL.COM/SALESTAX](http://CITYOFFPSL.COM/SALESTAX)**

## SPECIAL NOTES:

- (1) **Only active projects in current fiscal year are listed.** The Sidewalk Master Plan has been updated to include the Sales Tax funding. The update was presented and approved by City Council at the 2019 Summer Retreat.
- (2) **Only active projects in current fiscal year are listed.** The Repaving Master Plan has been updated to include the Sales Tax funding. The update was presented and approved by City Council at the 2019 Summer Retreat.
- (3) The potential to fund the landscaping improvements on US1 within the limits of the Crosstown Parkway Extension Project with any remaining contingency from the Crosstown Parkway Project is being explored.



# CITY OF PSL HALF-CENT SALES TAX MISC. EXPENDITURES



DESCRIPTION	ASSOCIATED PROJECT	\$
Signs/Bids etc.	ALL PROJECTS	\$1,087.40
Permits/Legal/Professional/Traffic etc.	TORINO ROUNDABOUTS	\$20,995.42
Property Appraisal & Property Purchase	SLW INTERSECTIONS	\$325,009.00
Irrigation Repairs etc.	SLW INTERSECTIONS	\$21,130.87
Striping	ALL SIDEWALKS	\$563.80
Property Fees/Appraisals/Professional Services, etc.	FLORESTA PH 1	\$76,835.57
	Total Miscellaneous Expenditures to date	\$445,622.06



# CITY OF PSL HALF-CENT SALES TAX EXPENDITURES



OBJECT EXPENDITURES	TOTAL 10-YEAR ADVERTISED BUDGET	INVOICES TO DATE FY 2020 ACTUAL	PRIOR FISCAL YEAR'S EXPENDITURES	GRAND TOTAL SPENT/INVOICED TO DATE	ADVERTISED BUDGET REMAINING
ST LUCIE WEST BOULEVARD	\$ 13,200,000	793,860	175,605	\$969,465	\$ 12,230,535
SIDEWALKS	11,000,000	231,871	383,085	614,956	10,385,044
REPAVING	27,500,000	459,814	389,694	849,508	26,650,492
TRAFFIC SIGNAL COORDINATION*	900,000	-	-	-	900,000
FLORESTA DRIVE	25,000,000	332,624	283,866	616,490	24,383,510
TORINO INTERSECTION IMPROVEMENTS	2,000,000	801,782	253,731	1,055,512	944,488
US 1 IMPROVEMENTS	1,500,000	-	-	-	1,500,000
Miscellaneous (Detail on Pg #10)	-	73,698	371,924	445,622	(445,622)
INTEREST ON INTERNAL BORROWING	1,107,461	-	-	-	1,107,461
CONTINGENCY/PARTICIPATORY BUDGETING	5,794,251	-	-	-	5,794,251
Total Expenditures	\$ 88,001,712	\$ 2,693,649	\$ 1,857,905	\$ 4,551,553	\$ 83,450,159

\*Reduced "Traffic Signal Coordination" Budget by removing \$800,000 earmarked for Crosstown Parkway Signal upgrades. This project is being expedited and funded by the Crosstown Parkway Extension project. The new implementation date is May 2020. \$800,000 was moved from traffic signal coordination to "Contingency/Participatory Budgeting".



# CITY OF PSL HALF-CENT SALES TAX REVENUE



RECEIPT DATE	MONTH	BUDGETED	ACTUAL CASH
FY 2018-19	Total Cash FY 18-19	\$4,375,000	\$4,340,333
FY 2019-20	Subtotal Cash October 2019 - April 2020	\$3,125,000	\$4,587,979
ALL FISCAL YEARS	Total Cash to date	\$7,500,000	\$8,928,312
ALL FISCAL YEARS	Total Invoices to date		(\$4,551,553)
ALL FISCAL YEARS	Total Cash Available: (Total Cash less Total Invoices)		\$4,376,759

