

# HALF-CENT SALES TAX PROJECTS

MONTHLY REPORT  
**AUGUST 2025**



**THANK YOU VOTERS!**



BETTER **ROADS,**  
MORE **SIDEWALKS,**  
AND **CLEANER RIVERS.**



# HIGHLIGHTS



## PROJECTS

**California Blvd Widening:** A public information meeting was held on September 14, 2022. The consultant then incorporated the comments received and presented a concept to the City Council on March 20, 2023. A draft of the concept typical section, including an access management plan, was included in the presentation. City Council subsequently adopted the typical section and the access management plan. An additional public meeting was held on January 25<sup>th</sup>, 2024. The project is ready to move into the design phase, which is currently anticipated for FY 25/26. Staff attended four HOA meetings for Lake Charles to help answer questions about the project. Construction is funded for FY 26/27

**Sidewalks:** Construction on Import Drive (Phase 2) from Inca Terrace to Savage Boulevard was completed in December 2023. Final acceptance of the project is pending. Construction on Abingdon Avenue from Import Dr. to Savona Blvd. began in December 2023 and is completed, pending final acceptance. Lakehurst Sidewalk Ph. II design is complete. More information regarding the sidewalk master plan including planned sidewalks can be found at [www.cityofpsl.com/sidewalks](http://www.cityofpsl.com/sidewalks).

**Repaving:** The Sales Tax resurfacing goal for FY 24/25 is 18.75 miles with 18.75 miles completed to date. Repaving took place in Floresta Pointe, Oak Hammock, Rosser Reserve, Swan Park (Lakehurst), Paar West, Savona South, Tulip Park/Whispering Pine and Southbend Lakes. More information regarding the repaving master plan and streets to be repaved can be found at [www.cityofpsl.com/repaving](http://www.cityofpsl.com/repaving).

**Floresta Drive Improvements:** Construction continues for Floresta Phase 3 with underground drainage and utility activities. Work is taking place for the Harborview Stormwater Retention Pond as well as improvements for the D-11 Canal. For more information on all phases of the Floresta Drive Project, please visit [www.florestadrive.com](http://www.florestadrive.com).

**US 1 Improvements:** The US 1 Landscaping project is complete and provides beautification improvements including irrigation and landscaping from the Martin County line to 150 feet North of SE Huffman Road. The project included large and small plants and turf as well as irrigation in some areas and stamped color concrete.



# ST. LUCIE WEST BOULEVARD



## DOLLARS SPENT TOWARDS GOAL

**\$1,032,035.30**

## 10-YEAR GOAL

**\$18,300,000.00**

LOCATIONS	PERCENTAGE COMPLETE	START DATE	END DATE	ESTIMATED BUDGET	REVISED BUDGET <sup>1</sup>	CONTRACT VALUE
<b>Cashmere Intersection</b> <ul style="list-style-type: none"> <li>Design</li> <li>CEI*</li> <li>Construction</li> </ul>	100%	02/2019	03/2020	\$500,000	N/A	<div>✓</div> \$54,883 \$11,471 \$223,579
<b>Bayshore Intersection</b> <ul style="list-style-type: none"> <li>Design</li> <li>CEI*</li> <li>Construction</li> </ul>	100%	02/2019	03/2020	\$400,000	N/A	<div>✓</div> \$43,877 \$3,826 \$386,403
<b>Peacock Intersection</b> <ul style="list-style-type: none"> <li>Design</li> <li>CEI*</li> <li>Construction</li> </ul>	100%	02/2019	03/2020	\$300,000	N/A	<div>✓</div> \$32,900 \$23,470 \$17,984
<b>California Intersection</b> <ul style="list-style-type: none"> <li>Design</li> <li>CEI*</li> <li>Construction</li> </ul>		07/2024	12/2027	\$2,000,000	\$2,000,000	
<b>California Widening</b> <ul style="list-style-type: none"> <li>Design<sup>2</sup></li> <li>CEI*</li> <li>Construction</li> </ul>	1%	07/2024	12/2027	\$10,000,000	\$15,100,000	\$24,476
		07/2024	12/2025	\$1,100,000	\$1,500,000	
		07/2026	12/2027	\$1,500,000	\$2,000,000	
		07/2026	12/2027	\$7,400,000	\$11,600,000	

\*CEI: Construction Engineering Inspection Services

<sup>1</sup> Budgets have been revised for certain projects based upon escalating construction costs, which has been offset by higher-than-expected revenue.

<sup>2</sup> Pursuant to City Council direction, Staff have expedited the public involvement portion of the conceptual design and access management planning.





# SIDEWALKS


## DOLLARS SPENT TOWARDS GOAL

**\$5,589,666.93**

## 10-YEAR GOAL

**\$11,000,000.00**

LOCATIONS	PERCENTAGE COMPLETE	START DATE	END DATE	ESTIMATED BUDGET	REVISED BUDGET	CONTRACT VALUE
<b>Import Drive– Phase 2</b> (Inca to Savage) • Construction	99%	3/2023	12/2023	<b>\$850,000</b>		\$1,285,247
<b>Abingdon Drive</b> (Import to Savona) Construction	99%	12/2023	6/2024	<b>\$650,000</b>		\$621,431
<b>Lakehurst Drive</b> (Bayshore to Ivanhoe) Design		TBD	TBD	–	–	
<b>SW Brescia St</b> North of SW Gatlin Blvd to SW Savage Blvd	90%	7/2025	9/2025	<b>\$215,666</b>		



Abingdon Sidewalk



# REPAVING



## DOLLARS SPENT TOWARDS GOAL

**\$11,595,767.77**


## 10-YEAR GOAL

**\$27,500,000.00**

LOCATIONS	PERCENTAGE COMPLETE	START DATE	END DATE	ESTIMATED BUDGET	REVISED BUDGET	CONTRACT VALUE
Rosser Reserve West	100%	10/2023	10/2024	\$282,903		\$253,549 ✓
Rosser Reserve Savona	100%	10/2024	10/2025	\$345,113	\$410,370	\$410,370 ✓
Tulip Park/Whispering Pines		10/2024	10/2025	\$203,417		
Southbend Lakes	100%	10/2024	10/2025	\$320,084		\$316,810 ✓
Oak Hammock	100%	10/2024	10/2025	\$275,379		\$313,168 ✓
Swan Park	100%	10/2024	10/2025	\$309,779	\$326,433	\$313,419 ✓
Rosser Reserve	94%	10/2024	10/2025	\$707,178	\$731,897	\$692,423 ✓
Floresta Pointe	100%	10/2024	10/2025	\$745,831		\$695,148 ✓
Rosser Reserve Woodland Trail Paar W	100%	10/2024	10/2025	\$233,815		\$225,262 ✓



Tulip Park / Whispering Pines



# TRAFFIC SIGNAL COORDINATION

## DOLLARS SPENT TOWARDS GOAL

\$0

## 10-YEAR GOAL

\$0

LOCATIONS	PERCENTAGE COMPLETE	START DATE	END DATE	ESTIMATED BUDGET	REVISED BUDGET	CONTRACT VALUE
Port St Lucie Boulevard**		10/2027	03/2028	\$900,000		
Crosstown Parkway*		01/2028	06/2028	\$800,000		

\*Crosstown Parkway traffic signal adaptive coordination has been removed from the ½ Cent Sales Tax Projects list. This item was expedited and funded by the Crosstown Parkway Extension project. The adaptive coordination went live in May 2020.

\*\*The cost of Port St. Lucie Boulevard Adaptive Coordination was included in a bond issuance which expedited implementation of the adaptive system on Port St. Lucie Boulevard by approximately 5 years. The project was implemented in fiscal year 21/22.





# FLORESTA DRIVE



## DOLLARS SPENT TOWARDS GOAL

**\$60,910,052.41**

## 10-YEAR GOAL

**\$100,000,000.0**

LOCATIONS	PERCENTAGE COMPLETE	START DATE	END DATE	ESTIMATED BUDGET	REVISED BUDGET <sup>1</sup>	CONTRACT VALUE
<b>Southbend to Elkcarn</b>		<b>05/2019</b>	<b>03/2022</b>	<b>\$8,000,000</b>	<b>\$8,000,000</b>	
• Design	100%	05/2019 <sup>2</sup>	12/2020	\$880,000		\$557,480
• CEI*	100%	09/2020	03/2022	\$1,200,000		\$1,200,000
• Construction	100%	09/2020	07/2022	\$5,920,000		\$12,381,774
<b>Elkcarn to Crosstown</b>		<b>01/2020</b>	<b>06/2024</b>	<b>\$9,000,000</b>	<b>\$31,000,000</b>	
• Design	100%	01/2020	01/2022	\$990,000	\$1,300,000	\$1,484,280
• CEI*	100%	001/2022	12/2024	\$1,350,000	\$2,700,000	\$2,700,000
• Construction	100%	08/2022	12/2024	\$6,660,000	\$27,000,000	\$32,663,331
<b>Crosstown to Prima Vista</b>		<b>01/2020</b>	<b>06/2026</b>	<b>\$8,000,000</b>	<b>\$61,000,000</b>	
• Design	98%	01/2020	08/2022	\$880,000	\$1,300,000	\$1,376,307 <sup>3</sup>
• CEI*	14%	04/2024	06/2026	\$1,200,000	\$5,000,000	\$5,616,117
• Construction	9%	05/2024	04/2026	\$5,920,000	\$54,700,000	\$50,894,335 <sup>4</sup>

\*CEI: Construction Engineering Inspection Services

<sup>1</sup> Budgets have been revised for certain projects based upon escalating construction costs, which has been offset by higher-than-expected revenue.

<sup>2</sup> Phase 2 & 3 Amendment #7 = \$74,503 additional pond design, Phase 3 additional design for baffle boxes

<sup>3</sup> Phase 2 Construction Cost funded by the ½ Cent Sales Tax is \$28,664,870 and \$2,914,980 to be paid from Utilities

<sup>4</sup> Phase 3 Construction Cost funded by the ½ Cent Sales Tax is \$43,676,592, Utilities \$4,059,052, ARPA \$2,182,000 and Stormwater \$976,691



# TORINO INTERSECTION IMPROVEMENTS

DOLLARS SPENT TOWARDS GOAL

\$2,036,752.79


10-YEAR GOAL

\$2,000,000.00

LOCATIONS	PERCENTAGE COMPLETE	START DATE	END DATE	ESTIMATED BUDGET	CONTRACT VALUE
<b>California Roundabout</b>		<b>01/2019</b>	<b>06/2020</b>	<b>\$1,000,000</b>	
• Design	100%	1/17/19	06/2019	\$110,000	\$148,992
• CEI*	100%	10/2019	06/2020	\$150,000	\$113,105
• Construction	100%	10/2019	06/2020	\$740,000	\$769,769 <sup>1</sup>
<b>Cashmere Roundabout</b>		<b>01/2019</b>	<b>06/2020</b>	<b>\$1,000,000</b>	
• Design	100%	1/21/19	06/2019	\$110,000	\$146,519
• CEI*	100%	10/2019	06/2020	\$150,000	\$113,105
• Construction	100%	10/2019	06/2020	\$740,000	\$786,720 <sup>1</sup>

\*CEI: Construction Engineering Inspection Services

<sup>1</sup>Original contract funded by the ½ Cent Sales Tax was \$1,392,059 and \$69,736 funded by Utilities. Amendment #1-4 and CO#1 adjusted the ½ Cent Sales Tax contract for Torino/Cashmere to \$749,731 Torino/Cashmere and Torino/California to \$737,022. New construction contract total funded by ½ Cent Sales Tax is \$1,486,753. Values noted in table above include portions funded by Utilities to encapsulate the full contract value.



Torino/Cashmere Roundabout





# US 1 IMPROVEMENTS



## DOLLARS SPENT TOWARDS GOAL

**\$3,554,867.51**

## 10-YEAR GOAL

**\$1,500,000.00**

TASK	PERCENTAGE COMPLETE	START DATE	END DATE	ESTIMATED BUDGET	REVISED BUDGET	CONTRACT VALUE
Landscaping & Irrigation Within City Limits				<b>\$1,500,000</b>		
• CEI	100%	08/2022	12/2024	\$300,000		\$286,996
• Construction	100%	03/2023	12/2024	\$1,200,000		\$3,213,572*

\*DIFFERENCE OF \$2,487,967 BETWEEN BUDGET AND CONTRACT AMOUNT IS FUNDED BY MOBILITY FEES



**FOR MORE INFORMATION, PLEASE VISIT: [CITYOFFPSL.COM/SALESTAX](http://CITYOFFPSL.COM/SALESTAX)**

## SPECIAL NOTES:

\*US 1 Improvements \$1,500,000 funded by Half Cent Sales Tax and \$2,487,967 by Mobility Fees.

- (1) **Only active projects are listed.** The Sidewalk Master Plan is being updated to include the Sales Tax funding. The update will be presented to City Council at the Summer Retreat.
- (2) **Only active projects are listed.** The Repaving Master Plan is being updated to include the Sales Tax funding. The update will be presented to City Council at the Summer Retreat.



# CITY OF PSL HALF-CENT SALES TAX MISC. EXPENDITURES



DESCRIPTION	ASSOCIATED PROJECT	\$
Signs/Bids etc.	ALL PROJECTS	\$5,800.79
Permits/Legal/Professional/Traffic etc.	TORINO ROUNDABOUTS	\$45,012.09
Property Appraisal & Property Purchase	SLW INTERSECTIONS	\$477,720.29
Irrigation Repairs etc.	SLW INTERSECTIONS	\$21,130.87
Striping/Professional Services	ALL SIDEWALKS	\$18,999.25
Property Fees/Appraisals/Professional Services, etc.	FLORESTA PH 1	\$350,836.38
Property Purchases	FLORESTA PH 1	\$491,004.93
Property Fees/Appraisals/Professional Services, etc.	FLORESTA PH 2	\$337,279.04
Property Purchases	FLORESTA PH 2	\$77,651.89
Property Fees/Appraisals/Professional Services, etc.	FLORESTA PH 3	\$30,717.79
Property Purchases	FLORESTA PH 3	\$178,950.82
	Total Miscellaneous Expenditures to date	<b>\$2,035,104.14</b>



# CITY OF PSL HALF-CENT SALES TAX EXPENDITURES



OBJECT EXPENDITURES	TOTAL 10 YEAR ADVERTISED BUDGET	REVISED BUDGET	INVOICES TO DATE FY 24/25 ACTUAL	PRIOR FISCAL YEARS' EXPENDITURES	GRAND TOTAL SPENT/INVOICED TO DATE	BUDGET REMAINING
ST LUCIE WEST BOULEVARD	13,200,000	18,300,000	0	1,032,035	1,032,035	17,267,965
SIDEWALKS	11,000,000	11,000,000	253,276	5,336,391	5,589,667	5,410,333
REPAVING	27,500,000	27,500,000	3,397,221	8,198,547	11,595,768	15,904,232
TRAFFIC SIGNAL COORDINATION	1,700,000	-	0	-	-	-
FLORESTA DRIVE	25,000,000	100,000,000	12,927,507	47,982,545	60,910,052	39,089,948
TORINO INTERSECTION IMPROVEMENTS	2,000,000	2,000,000	-	2,036,753	2,036,753	-36,753
US 1 IMPROVEMENTS	1,500,000	3,700,000	36,589	3,518,278	3,554,867	145,133
MISCELLANEOUS	-	-	515,635	1,519,469	2,035,104	-2,035,104
INTEREST ON INTERNAL BORROWING	1,107,461	0	-	-	-	0
CONTINGENCY/ PARTICIPATORY BUDGETING	6,694,251	3,516,739	-	-	-	3,516,739
TOTAL EXPENDITURES	\$89,701,712	\$166,016,739	\$17,130,228	\$69,624,018	\$86,754,246	\$79,262,493

\*Reduced "Traffic Signal Coordination" Budget by removing \$1,700,000 earmarked for Crosstown Parkway and Port St. Lucie Boulevard Signal upgrades. These projects were expedited and funded by the Crosstown Parkway Extension project and a bond issuance. \$1,700,000 was removed from traffic signal coordination and will be utilized to offset other project cost increases.





# CITY OF PSL HALF-CENT SALES TAX REVENUE

RECEIPT DATE	MONTH	BUDGETED	ACTUAL CASH
FY 2018-19	Total Cash FY 18 - 19	\$4,375,000	\$4,340,333
FY 2019-20	Total Cash FY 19 - 20	\$7,653,300	\$7,996,372
FY 2020-21	Total Cash FY 20 - 21	\$7,921,469	\$9,537,550
FY 2021-22	Total Cash FY 21 - 22	\$8,388,493	\$12,071,124
FY 2022-23	Total Cash FY 22 - 23	\$10,348,715	\$13,007,024
FY 2023-24	Total Cash FY 23 - 24	\$12,318,575	\$13,531,305
FY 2024-25	Subtotal Cash August 2025	\$12,757,780	\$13,607,926
ALL FISCAL YEARS HCSTx	Total Cash to date	\$63,763,332	\$74,091,634
Other Funding	Mobility Fees		\$2,487,967
	Utilities		\$5,427,266
	Grants		\$672,472
	Interlocal Agreement		\$337,758
	Road & Bridge		\$100,000
	Stormwater		\$487,864
ALL FISCAL YEARS	Total Invoices to date		(\$86,754,246)
ALL FISCAL YEARS	Total Cash Available: (Total Cash less Total Invoices)		(\$3,149,285)

This is a cash basis report. Therefore, it will not match the accrual basis financial statement revenue numbers.

