

HALF-CENT SALES TAX PROJECTS

MONTHLY REPORT
APRIL 2026



PORT ST. LUCIE
HEART OF THE TREASURE COAST

THANK YOU VOTERS!



**BETTER ROADS,
MORE SIDEWALKS,
AND CLEANER RIVERS.**

HIGHLIGHTS



PROJECTS

California Blvd Widening: A public information meeting was held on September 14, 2022. Comments were received, incorporated into the plans and presented as a concept to the City Council on March 20, 2023. A draft of the concept typical section, including an access management plan, was included in the presentation. City Council subsequently adopted the typical section and the access management plan. An additional public meeting was held on January 25th, 2024. The project is ready to move into the design phase, which is currently anticipated for FY 25/26. Staff brought this project to the Bloomberg Harvard Leading City Procurement Reform Program in October 2025. The procurement delivery method has been altered to accommodate a Design-Build approach. Preliminary efforts in preparing solicitation and market research are underway.

Sidewalks: Construction on Import Drive (Phase 2) from Inca Terrace to Savage Boulevard was completed in December 2023. Final acceptance of the project is pending. Construction on Abingdon Avenue from Import Dr. to Savona Blvd. began in December 2023 and is completed, pending final acceptance. Lakehurst Sidewalk Ph. II started construction in November 2025. Lakehurst sidewalk is nearing completion, anticipated by the end of summer. More information regarding the sidewalk master plan, including planned sidewalks, can be found at www.cityofpsl.com/sidewalks.

Repaving: The Sales Tax resurfacing goal for FY 25/26 is 23.55 miles with 16.91 miles completed. Repaving is taking place in Northport Village (complete), Palm Trails (scheduled), Rosser Reserve (complete), Sandpiper Bay (complete), Southbend Lakes (complete), and Tulip Park/Crane Landing (complete). More information regarding the repaving master plan and streets to be repaved can be found at www.cityofpsl.com/repaving.

Floresta Drive Improvements: Construction continues for Floresta Phase 3 with underground drainage, utility activities, and road work ongoing. Work is taking place for the Harborview Stormwater Retention Pond as well as improvements for the D-11 and D-8 Canal. Roadway activities include roundabout construction, roadway, curb and gutter. For more information on all phases of the Floresta Drive Project, please visit www.florestadrive.com.

US 1 Improvements: The US 1 Landscaping project is complete and provides beautification improvements including irrigation and landscaping from the Martin County line to 150 feet North of SE Huffman Road. The project included large and small plants and turf as well as irrigation in some areas and stamped color concrete.



ST. LUCIE WEST BOULEVARD






DOLLARS SPENT TOWARDS GOAL

\$1,032,035.30

10-YEAR GOAL

\$18,300,000.00

LOCATIONS	PERCENTAGE COMPLETE	START DATE	END DATE	ESTIMATED BUDGET	REVISED BUDGET ¹	CONTRACT VALUE
Cashmere Intersection	100%	02/2019	03/2020	\$500,000	N/A	 \$54,833 \$51,471 \$223,579
• Design		2/4/19	5/31/19	\$55,000		
• CEI*		10/2019	03/2020	\$75,000		
• Construction		10/2019	03/2020	\$370,000		
Bayshore Intersection	100%	02/2019	03/2020	\$400,000	N/A	 \$43,817 \$37,826 \$386,403
• Design		2/4/19	5/31/19	\$44,000		
• CEI*		10/2019	03/2020	\$60,000		
• Construction		10/2019	03/2020	\$296,000		
Peacock Intersection	100%	02/2019	03/2020	\$300,000	N/A	 \$32,900 \$23,170 \$217,984
• Design		2/4/19	5/31/19	\$33,000		
• CEI*		10/2019	01/2020	\$45,000		
• Construction		10/2019	01/2020	\$222,000		
California Intersection		07/2024	12/2027	\$2,000,000	\$2,000,000	
• Design		07/2024	12/2027	\$220,000		
• CEI*		07/2026	12/2027	\$300,000		
• Construction		07/2026	12/2027	\$1,480,000		
California Widening	1%	07/2024	12/2027	\$10,000,000	\$15,100,000	\$24,476
• Design ²		07/2024	12/2027	\$1,100,000		
• CEI*		07/2026	12/2027	\$1,500,000		
• Construction		07/2026	12/2027	\$7,400,000		

*CEI: Construction Engineering Inspection Services

¹ Budgets have been revised for certain projects based upon escalating construction costs, which have been offset by higher-than-expected revenue.

² Pursuant to City Council direction, Staff have expedited the public involvement portion of the conceptual design and access management planning.



SIDEWALKS


DOLLARS SPENT TOWARDS GOAL

\$6,455,681.87

10-YEAR GOAL

\$11,000,000.00

LOCATIONS	PERCENTAGE COMPLETE	START DATE	END DATE	ESTIMATED BUDGET	REVISED BUDGET	CONTRACT VALUE
Import Drive- Phase 2 (Inca to Savage) <ul style="list-style-type: none"> Construction 	99%	3/2023	12/2023	\$850,000		\$1,285,247
Abingdon Drive (Import to Savona) Construction	100%	12/2023	6/2024	\$650,000		\$621,431 ✓
Lakehurst Drive (Bayshore to Ivanhoe) Design	75%	11/2025	6/2026	\$939,555	--	In Progress
SW Brescia St North of SW Gatlin Blvd to SW Savage Blvd	100%	7/2025	11/2025	\$215,666		\$255,016 ✓



Lakehurst Sidewalk Construction



REPAVING



DOLLARS SPENT TOWARDS GOAL

10-YEAR GOAL

\$14,175,967.88

\$27,500,000.00

LOCATIONS	PERCENTAGE COMPLETE	START DATE	END DATE	ESTIMATED BUDGET	REVISED BUDGET	CONTRACT VALUE
Palm Trails	0%	10/2025	9/2026	\$1,051,735		
Rosser Reserve East	100%	10/2025	9/2026	\$615,084		\$547,657 ✓
Southbend Lakes	100%	10/2025	9/2026	\$785,303		\$611,211 ✓
Sandpiper Bay Mid	100%	11/2025	11/2025	\$257,967		\$204,988 ✓
Northport Village Mid	100%	11/2025	11/2025	\$356,606		\$316,233 ✓
Tulip Park-Crane Landing	100%	10/2025	9/2026	\$748,944		\$669,641 ✓
Gatlin (PSL Blvd to I-95)		4/2027	9/2027	\$1,250,000	\$4,200,000	



Southbend Lakes



TRAFFIC SIGNAL COORDINATION



DOLLARS SPENT TOWARDS GOAL

\$0

10-YEAR GOAL

\$0

LOCATIONS	PERCENTAGE COMPLETE	START DATE	END DATE	ESTIMATED BUDGET	REVISED BUDGET	CONTRACT VALUE
Port St Lucie Boulevard**		10/2027	03/2028	\$900,000		
Crosstown Parkway*		01/2028	06/2028	\$800,000		

*Crosstown Parkway traffic signal adaptive coordination has been removed from the ½ Cent Sales Tax Projects list. This item was expedited and funded by the Crosstown Parkway Extension project. The adaptive coordination went live in May 2020.

**The cost of Port St. Lucie Boulevard Adaptive Coordination was included in a bond issuance which expedited implementation of the adaptive system on Port St. Lucie Boulevard by approximately 5 years. The project was implemented in fiscal year 21/22.



FLORESTA DRIVE



DOLLARS SPENT TOWARDS GOAL

10-YEAR GOAL

\$78,246,973.86

\$100,000,000.0

LOCATIONS	PERCENTAGE COMPLETE	START DATE	END DATE	ESTIMATED BUDGET	REVISED BUDGET ¹	CONTRACT VALUE
Southbend to Elkcam		05/2019	03/2022	\$8,000,000	\$8,000,000	
• Design	100%	05/2019 ²	12/2020	\$880,000		\$557,480
• CEI*	100%	09/2020	03/2022	\$1,200,000		\$1,200,000
• Construction	100%	09/2020	07/2022	\$5,920,000		\$12,381,774
Elkcam to Crosstown		01/2020	06/2024	\$9,000,000	\$31,000,000	
• Design	100%	01/2020	01/2022	\$990,000	\$1,300,000	\$1,484,280
• CEI*	100%	001/2022	12/2024	\$1,350,000	\$2,700,000	\$2,700,000
• Construction	100%	08/2022	12/2024	\$6,660,000	\$27,000,000	\$32,663,331
Crosstown to Prima Vista		01/2020	06/2026	\$8,000,000	\$61,000,000	
• Design	93%	01/2020	08/2022	\$880,000	\$1,300,000	\$1,376,307 ³
• CEI*	25%	04/2024	06/2026	\$1,200,000	\$5,000,000	\$5,616,117
• Construction	45%	05/2024	04/2026	\$5,920,000	\$54,700,000	\$50,894,335 ⁴

*CEI: Construction Engineering Inspection Services

¹ Budgets have been revised for certain projects based upon escalating construction costs, which has been offset by higher-than-expected revenue.

² Phase 2 & 3 Amendment #7 = \$74,503 additional pond design, Phase 3 additional design for baffle boxes

³ Phase 2 Construction Cost funded by the ½ Cent Sales Tax is \$28,664,870 and \$2,914,980 to be paid from Utilities

⁴ Phase 3 Construction Cost funded by the ½ Cent Sales Tax is \$43,676,592, Utilities \$4,059,052, ARPA \$2,182,000 and Stormwater \$976,691



Floresta Drive Phase 1 - Complete



Floresta Drive Phase 2 - Complete



Floresta Drive Phase 3 - Under Construction



TORINO INTERSECTION IMPROVEMENTS



DOLLARS SPENT TOWARDS GOAL

\$2,036,752.79


10-YEAR GOAL

\$2,000,000.00

LOCATIONS	PERCENTAGE COMPLETE	START DATE	END DATE	ESTIMATED BUDGET	CONTRACT VALUE
California Roundabout		01/2019	06/2020	\$1,000,000	
• Design	100%	1/17/19	06/2019	\$110,000	\$148,992
• CEI*	100%	10/2019	06/2020	\$150,000	\$13,105
• Construction	100%	10/2019	06/2020	\$740,000	\$769,769 ¹
Cashmere Roundabout		01/2019	06/2020	\$1,000,000	
• Design	100%	1/21/19	06/2019	\$110,000	\$146,579
• CEI*	100%	10/2019	06/2020	\$150,000	\$13,105
• Construction	100%	10/2019	06/2020	\$740,000	\$786,720 ¹

*CEI: Construction Engineering Inspection Services

¹Original contract funded by the ½ Cent Sales Tax was \$1,392,059 and \$69,736 funded by Utilities. Amendment #1-4 and CO#1 adjusted the ½ Cent Sales Tax contract for Torino/Cashmere to \$749,731 Torino/Cashmere and Torino/California to \$737,022. New construction contract total funded by ½ Cent Sales Tax is \$1,486,753. Values noted in table above include portions funded by Utilities to encapsulate the full contract value.



Torino/Cashmere Roundabout



US 1 IMPROVEMENTS

DOLLARS SPENT TOWARDS GOAL

\$3,554,867.51

10-YEAR GOAL

\$1,500,000.00

TASK	PERCENTAGE COMPLETE	START DATE	END DATE	ESTIMATED BUDGET	REVISED BUDGET	CONTRACT VALUE
Landscaping & Irrigation Within City Limits				\$1,500,000		
• CEI	100%	08/2022	12/2024	\$300,000		\$286,996
• Construction	100%	03/2023	12/2024	\$1,200,000		\$3,208,572*

*DIFFERENCE OF \$2,487,967 BETWEEN BUDGET AND CONTRACT AMOUNT IS FUNDED BY MOBILITY FEES



FOR MORE INFORMATION, PLEASE VISIT: CITYOFFPSL.COM/SALESTAX

SPECIAL NOTES:

*US 1 Improvements \$1,500,000 funded by Half Cent Sales Tax and \$2,487,967 by Mobility Fees.

- (1) **Only active projects are listed.** The [Sidewalk Master Plan](#) is being updated to include the Sales Tax funding. The update will be presented to City Council at the Summer Retreat.
- (2) **Only active projects are listed.** The [Repaving Master Plan](#) is being updated to include the Sales Tax funding. The update will be presented to City Council at the Summer Retreat.



CITY OF PSL HALF-CENT SALES TAX MISC. EXPENDITURES



DESCRIPTION	ASSOCIATED PROJECT	\$
Signs/Bids etc.	ALL PROJECTS	\$5,800.89
Permits/Legal/Professional/Traffic etc.	TORINO ROUNDABOUTS	\$45,012.09
Property Appraisal & Property Purchase	SLW INTERSECTIONS	\$477,720.29
Irrigation Repairs etc.	SLW INTERSECTIONS	\$21,130.87
Striping/Professional Services	ALL SIDEWALKS	\$24,699.25
Property Fees/Appraisals/Professional Services, etc.	FLORESTA PH 1	\$350,836.38
Property Purchases	FLORESTA PH 1	\$491,004.93
Property Fees/Appraisals/Professional Services, etc.	FLORESTA PH 2	\$337,279.04
Property Purchases	FLORESTA PH 2	\$77,151.89
Property Fees/Appraisals/Professional Services, etc.	FLORESTA PH 3	\$39,317.69
Property Purchases	FLORESTA PH 3	\$177,950.82
	Total Miscellaneous Expenditures to date	\$2,047,904.14



CITY OF PSL HALF-CENT SALES TAX EXPENDITURES



OBJECT EXPENDITURES	TOTAL 10 YEAR ADVERTISED BUDGET	REVISED BUDGET	INVOICES TO DATE FY 25/26 ACTUAL	PRIOR FISCAL YEARS' EXPENDITURES	GRAND TOTAL SPENT/INVOICED TO DATE	BUDGET REMAINING
ST LUCIE WEST BLVD/CALIFORNIA WIDENING	13,200,000	18,300,000	0	1,032,035	1,032,035	17,267,965
SIDEWALKS	11,000,000	11,000,000	866,015	5,589,667	6,455,682	4,544,318
REPAVING	27,500,000	27,500,000	2,349,731	11,826,237	14,175,968	13,324,032
TRAFFIC SIGNAL COORDINATION	1,700,000	-	0	-	-	-
FLORESTA DRIVE	25,000,000	100,000,000	13,955,157	64,291,817	78,246,974	21,753,026
TORINO INTERSECTION IMPROVEMENTS	2,000,000	2,000,000	-	2,036,753	2,036,753	-36,753
US 1 IMPROVEMENTS	1,500,000	3,700,000	0	3,554,867	3,554,867	145,133
MISCELLANEOUS	-	-	11,000	2,036,904	2,047,904	-2,047,904
INTEREST ON INTERNAL BORROWING	1,107,461	0	-	-	-	0
CONTINGENCY/PARTICIPATORY BUDGETING	6,694,251	3,516,739	-	-	-	3,516,739
TOTAL EXPENDITURES	\$89,701,712	\$166,016,739	\$17,181,903	\$90,368,280	\$107,550,183	\$58,466,556

*Reduced "Traffic Signal Coordination" Budget by removing \$1,700,000 earmarked for Crosstown Parkway and Port St. Lucie Boulevard Signal upgrades. These projects were expedited and funded by the Crosstown Parkway Extension project and a bond issuance. \$1,700,000 was removed from traffic signal coordination and will be utilized to offset other project cost increases.



CITY OF PSL HALF-CENT SALES TAX REVENUE



RECEIPT DATE	MONTH	BUDGETED	ACTUAL CASH
FY 2018-19	Total Cash FY 18 - 19	\$4,375,000	\$4,340,333
FY 2019-20	Total Cash FY 19 - 20	\$7,653,300	\$7,996,372
FY 2020-21	Total Cash FY 20 - 21	\$7,921,469	\$9,537,550
FY 2021-22	Total Cash FY 21 - 22	\$8,388,493	\$12,071,124
FY 2022-23	Total Cash FY 22 - 23	\$10,348,715	\$13,007,024
FY 2023-24	Total Cash FY 23 - 24	\$12,318,575	\$13,531,305
FY 2024-25	Total Cash FY 24-25	\$13,991,410	\$14,505,573
FY 2025-26	Total Cash FY 25-26	\$6,588,929	\$7,897,037
ALL FISCAL YEARS	Total to date	\$72,818,820	\$82,886,318
Other Funding	Mobility Fees		\$2,487,967
	Utilities		\$6,414,572
	Grants/ARPA		\$2,994,420
	Interlocal Agreement		\$518,833
	Road & Bridge		\$100,000
	Stormwater		\$4,029,216
ALL FISCAL YEARS	Total Invoices to date Less Retainage		(\$107,550,183) \$1,225,179
ALL FISCAL YEARS	Total Cash Available: (Total Cash less Total Invoices)		(\$6,893,678)

This is a cash basis report. Therefore, it will not match the accrual basis financial statement revenue numbers.

